



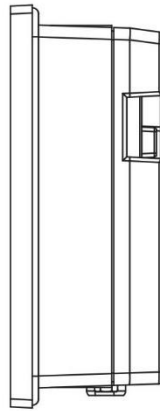
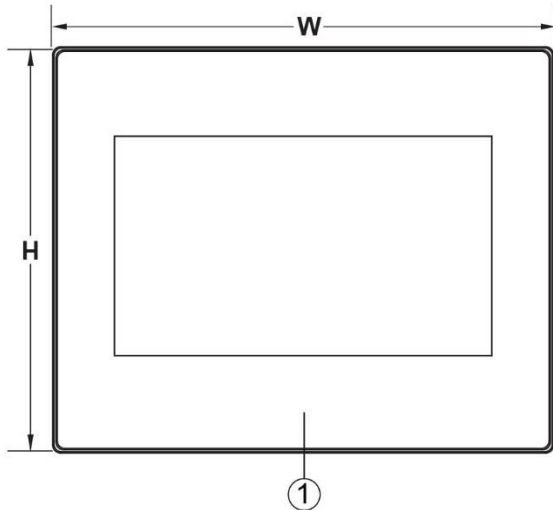
P5043NA

HMI with 4.3" TFT LCD display

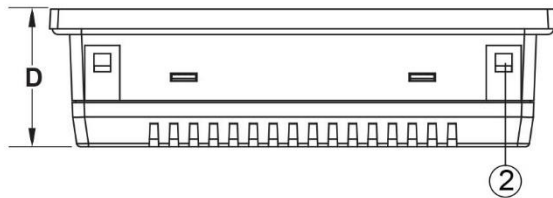
- ◇ Cortex 600 MHz Processor
- ◇ Built-in Power Isolation
- ◇ Built-in PLC Expansion function
- ◇ PCB coating for Stability in Harsh Environment
- ◇ Fan-less Design for Cooling Method
- ◇ High Noise Immunity Design for Industrial Application

Display	Panel Size	4.3" TFT (16:9)	I/O Port	Serial 1 (DB-9)	RS-232 (2W) RS-422/485 (4W) RS-485 (2W)
	Panel Resolution	480 x 272		Serial 2 (Terminal Blocks)	–
	Brightness	500 (cd/m ²)		RS-422/485 Isolation	–
	Contrast Ratio	500		Ethernet	10M / 100M
	Backlight Type	LED		USB HOST	USB2.0 x 1
	Backlight Life Time	30,000 Hrs		USB Device	USB2.0 x 1(Mini-USB)
	Colors	16.7M		Micro-SD Slot	–
	LCD Viewing Angle	50/70/70/70 (T/B/L/R)		Audio Output	–
Touch	Type	4-wire Resistive Type	I/O Extension	Video Input	–
	Accuracy	X axis±2%; Y axis±2%		Termination Switch	Yes
Memory	Flash	256MB	Power	PLC Extension	Yes
	RAM	128MB		HMI Extension	Yes
System	CPU	32 bit RISC Cortex 600MHz	Wireless Module	Yes	
	RTC	Yes	Power Input Range	14 ~ 32VDC	
Dimension /Weight	Dimensions W x H x D	128.0 x 102.0 x36.4 (mm)	Power Isolation	Yes	
	Cut-out	118.5 x 92.5 (mm)	Isolation Resistance	Exceed 50MΩ at 500VDC	
	Weight	235 (g)	Power Consumption	10.1W (@24VDC)	
Environment	Protection Structure	Front panel : IP65 / Rear Case : IP20			
	PCB Coating	Yes			
	Operating Temp	0~50°C			
	Storage Temp	-20 ~ 60°C			
	Relative Humidity	10%~90% (40°C Non-condensing)			
	Withstand Voltage	500VAC/20mA/1 Min. (between charger & FG terminals)			
	Vibration Endurance	5 to 9Hz Half-amplitude: 3.5mm ; 9 to 150 Hz Constant acceleration: 19.6m/s ² (2G) ; 3 directions of X, Y, Z : 10times (IEC61131-2 complaints)			
Software	FvDesigner V1.5.64 or later versions				
Certification	CE , UL				

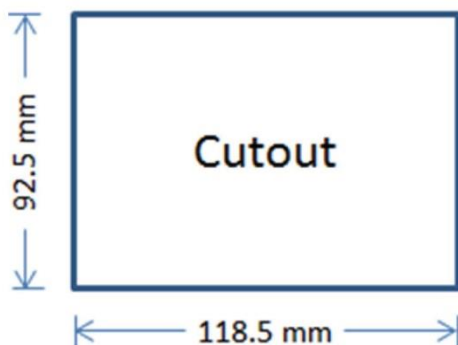
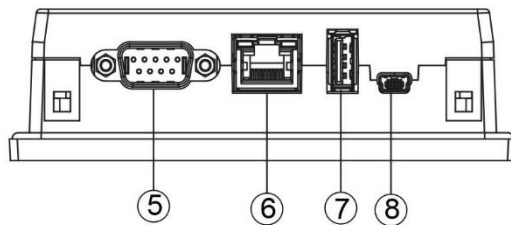
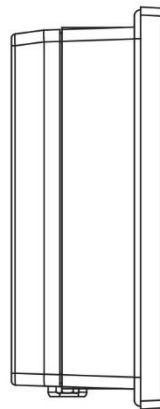
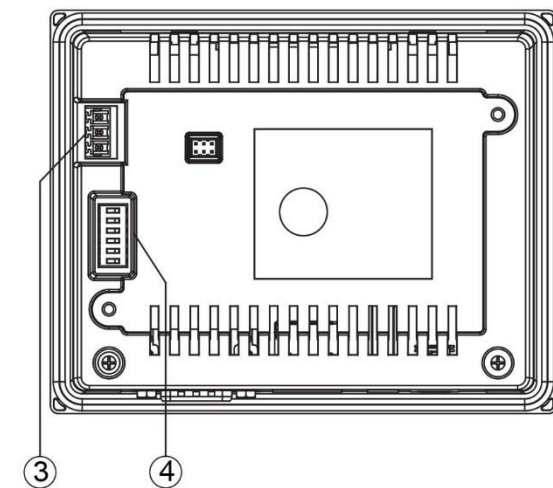
◆ Dimensions Drawing



W	128.0 mm
H	102.0 mm
D	36.4 mm



①	Power Indicator Light
②	Mounting Hole
③	Power Connector
④	COM2/COM3 Termination Switch
⑤	COM1/COM2/COM3: DB-9 Male Connector
⑥	Ethernet RJ45 Connector (for N model)
⑦	USB Connector
⑧	Mini USB Connector



DB-9 Male Connector				
PIN#	COM1 [RS-232]	COM2 [RS-422]	COM2 [RS-485]	COM3 [RS-485]
1	-	TX+	DATA+	-
2	RX	-	-	-
3	TX	-	-	-
4	-	RX+	-	-
5	GND	GND	GND	GND
6	-	TX-	DATA-	-
7	-	-	-	DATA+
8	-	-	-	DATA-
9	-	RX-	-	-